

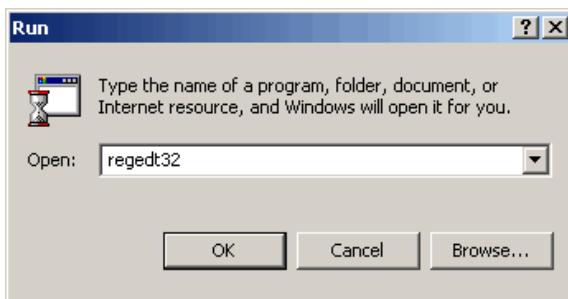
Windows Permission to View Video from a Quad Card

In order for a user to view video from a Quad Video Display card, the user must log in to Windows under a user group that has permission to use the Quad card. To give users the necessary permission, follow the steps below. Perform this procedure on every Cameleon client PC that has a Quad Video Display card installed in it.

★ **NOTE** A user who does not have Windows permission to use the Quad card will get the following adapter failure message when logging in to Windows: **app 1th card initial fail.**

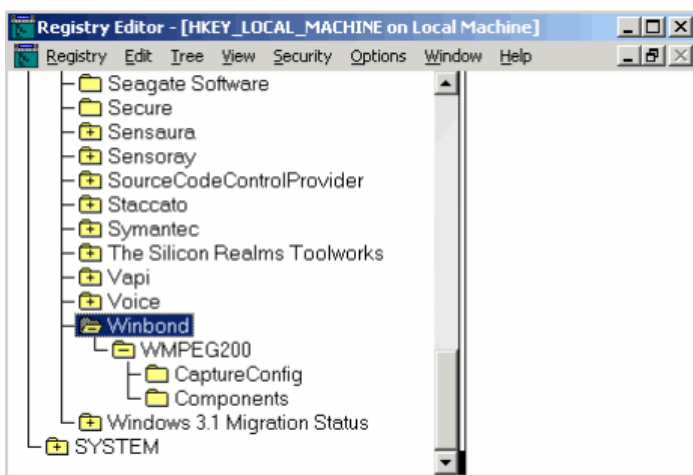
To set the permission:

1. Log in to Windows as a Windows administrator.
2. From the Windows Start menu, run **regedt32**.

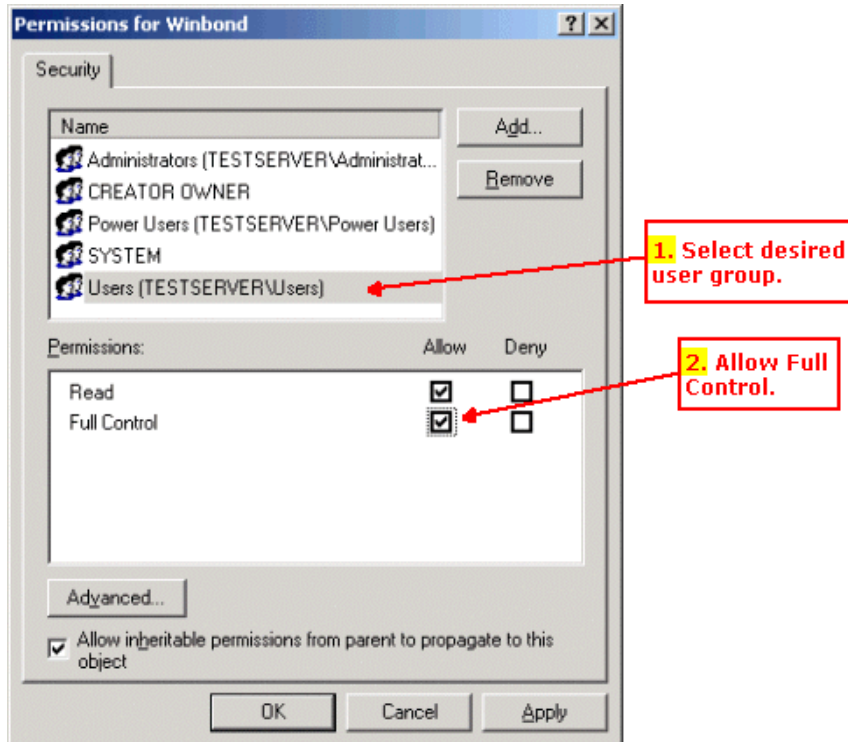


⇒ The Windows Registry Editor will open.

3. Navigate to **Hkey_Local_Machine\Software** and select **Winbond**.



4. Select **Security > Permissions**, or right-click **Winbond** and select **Permissions** from the pop-up menu.
⇒ The Permissions for Winbond dialog box will open.
5. Select the user or user group you want to give permission to. In the Permissions area, select **Allow Full Control**.



6. Click **OK**.
⇒ The Permissions for Winbond dialog box will close.
7. Close the Registry Editor.